

# CEMENT MIXER

2021 line

*Expertise and service in everyday life!*

**FOR YOUR WORK SITES**

**INVEST IN**

**QUALITY MATERIALS!**



Insist on genuine parts for safety and durability of your machine

# New 2021 line

After 60 years, Braud Fauchoux cement mixers become MANITOU. Semi-professional and professional, the 2021 concrete mixers complete the equipment of our customers. These products meet the needs of their construction sites with an extended range.

## VOLUME

Drum volume : from 190 L to 400 L  
Mixing capacity : from 150 L to 340 L

## EFFICIENCY

3 mixing blades with 3 shafts for a fast, homogeneous and quality mixing.

## ERGONOMY

Handwheel with multiplication:  
8 locking positions.

## ERGONOMIC ENGINE COVER

Easily accessible starting handle and settings.

## PERFORMANCE

Increased gasoline engine power: reduced consumption and engine durability.



### Gasoline engine

Reduced with belt and chain transmission system favoring the 25-28 rpm of the drum.



### Electric engine

Single-phase motor with belt or chain drive.



## SAFETY

Automatic locking of the drum tilting by pedal.

## TOUGHNESS

Reinforced welded frame designed to facilitate complete dumping of the mixture.

## TRAFFIC VISIBILITY

Robust and removable light and signal plate

 FRENCH PRODUCTION

Technical data CM190 (E): see next page

**Insist on genuine parts for safety and durability of your machine**



# CM 190 - Untowable

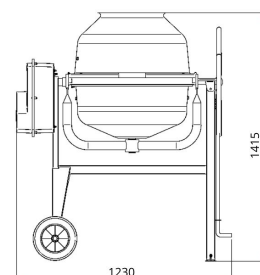
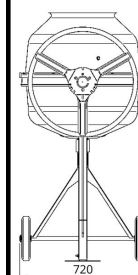
- Semi-professional, untowable, made for indoor and small-scale work
- Shaped drum to reduce cost and weight, with automatic pedal lock for safety
- Reinforced drum opening with cast iron crown
- Machine-welded square tube frame
- High resistance polyurethane paint

CE CERTIFIED

## TECHNICAL DETAILS

*Drum volume* .....190 l  
*Mixing capacity* .....150 l  
*Weight with motor* ..... 271 kg  
*Tilting wheel diameter*.....620 mm  
Ø Plastic Wheels..... 250 mm  
*2 mixing blades 2 arms*  
*IP44*

### Dimensions



### Two engine-specifications:

*Reduced Gasoline engine* 3,5hp **BRIGGS&STRATTON**  
with belt drive

*Single-phase electric motor* 800W (230V single-phase - electrical UE socket)  
with belt drive

Number of  
bag of cement:  
1 bag



## QUALITY AND DURABILITY



- One-piece cast iron ring gear and pinion, maintenance-free and grease-free
- Permanently lubricated and sealed bearings
- Shaped drum with drum reinforcement ring
- Machine-welded frame
- High resistance polyurethane paint finish
- BRIGGS&STRATTON engine (gasoline version)
- Belt drive

  **FRENCH MANUFACTURE - 2 YEAR GUARANTEE**



DESIGNATION	DRUM VOLUME (L)	MIXING CAPACITY	TOWABLE	POWER	P/N
CM 190 - Gasoline	190	150	No	Gasoline	52737758
CM 190E - Electric	190	150	No	Electric	52737759

Insist on genuine parts for safety and durability of your machine





# CMT 270 / 340 / 400

## Towable cement mixers

- Concrete mixers designed for semi-professionals and professionals. Towable, they accompany all your construction sites
- Shaped drum for a better resistance, with locking by pedal
- Ergonomic hood with closed-hood start possibility
- Handwheel with multiplication to reduce the effort of tilting the tank
- Towable on road at 130 km/h
- Traffic light plate
- 2 position tow bar (high and low), available in 2 attachment systems

**CE CERTIFIED**

### TECHNICAL DETAILS

*Drum volume* : .....270, 340 and 400 l  
*Mixing capacity* : .....220, 280 and 340 l  
*Weight with motor* : .....271 kg  
*Handwheel diam.* : ..... 625 mm  
*3 mixing blades 3 arms*  
*IP44*  
*Ø Wheels* : .....500 mm

#### Number of bag of cement:

- CMT 270: 1,5 bags



- CMT 340 : 2 bags



- CMT 400: 3 bags

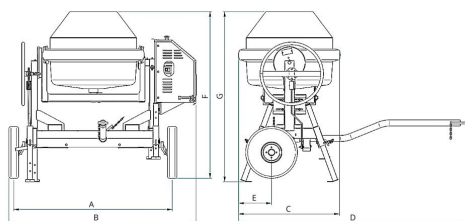


#### Two engine-specifications:

- *Reduced gasoline engine* 6hp **ROBIN**  
with belt drive (CMT 270/340) and chain (CMT 400)

- *Single-phase electric motor* 1,5 kW (230V single-phase - electrical UE socket)  
with belt drive

#### Dimensions



A = 1562 mm B = 1845 mm C = 995 mm D = 2260 mm E = 325 mm  
F = 1550 mm (CMT270), 1642 mm (CMT340), 1715 mm (CMT400)  
G = 1585 mm (CMT270), 1678 mm (CMT340), 1750 mm (CMT400)

### QUALITY AND DURABILITY



- Cast iron crown and pinion
- Machine-welded drum with reinforcement ring
- Reinforced machine-welded frame, designed to facilitate the positioning of a concrete bin / wheelbarrow
- Reinforced drum cradle
- Reinforced fork tips
- Handling hook
- Galvanized telescopic stands and suspended axles
- 2 position tow bars with safety chain, available in ring or ball (50 mm) hooking version
- Delivered with standard plate/lights (removable)
- Ergonomic hood - closed hood start. Galvanized finish



**FRENCH MANUFACTURE - 2 YEAR GUARANTEE**

**Insist on genuine parts for safety and durability of your machine**

# 2021 Manitou line

## Available features and references

For more information, ask your Manitou Parts contact

DESIGNATION	DRUM VOLUME (L)	MIXING CAPACITY (L)	TOWABLE	POWER	P/N
CM 190	190	150	No	Gasoline	52737758
CM 190E	190	150	No	Electric	52737759

DESIGNATION	DRUM VOLUME (L)	MIXING CAPACITY (L)	TOWABLE	POWER	P/N. Ring tie tow bar	P/N. Ball tow bar
CMT 270	270	220	Yes	Gasoline	52737760	52737761
CMT 270E	270	220	Yes	Electric	52737762	52737763
CMT 340	340	280	Yes	Gasoline	52737764	52737765
CMT 340E	340	280	Yes	Electric	52737766	52737767
CMT 400	400	340	Yes	Gasoline	52737768	52737769
CMT 400E	400	340	Yes	Electric	52737770	52737771

## Spare parts

For the maintenance of concrete mixers available at CLPR:

Refer to the user's manual or MyEdoc

Insist on genuine parts for safety and durability of your machine

# Engine specifications



## Engine-specifications for each site

A housing ensures total protection of the crown and the use of the cement mixer in complete safety.  
An emergency stop button stops the machine instantly.  
A lockable and pad lockable engine compartment for more safety and serenity in the external environment.

### GASOLINE:

Autonomous and ideal for big works and outdoor sites



- **Gasoline engine**

Reduced with belt and chain transmission system, favouring the 25-28 rpm of the drum.

#### ROBIN GASOLINE ENGINE

Petrol fuel SP95 / SP95-E10  
Power: 6 hp at 3400 rpm  
Reduced 1/2  
Air cooling  
Transistorized Ignition  
Quiet CE compliant  
for CMT 270/340/400

#### B&S GASOLINE ENGINE

Petrol fuel SP95 / SP95-E10  
Power: 3,5 hp at 3060 rpm  
Air cooling  
Quiet with Lo-Tone™

for CM 190

### ELECTRIC:

Quiet and ideal for renovations.



- **Electric motor**

Single-phase motor with belt drive.

#### ELECTRICAL MOTOR

Single-phase engine 220V / 50HZ  
Power: 1,5 kW  
Protection factor: IP44 for protection against dust and water splashes.

## Ergonomic engine hood



- **Easy access to start, adjust and stop handles** without opening the engine cover.
- **Galvanized hood** against corrosion.

Insist on genuine parts for safety and durability of your machine

# Technical details



## Safety and ease of use

### TOW-BAR



*Tow-bar in **low** position*



*tow-bar in **high** position*


- Tow-bar with **two positions**:  
High and low, to adapt to the position of the hooking system

### PEDAL

- **Automatic** drum locking by foot **pedal** for user safety
- Amplifying handwheel
- Fine tilt adjustment (7.5° steps)



### MARKING RAMP



- 2 traffic lights with 12 volt bulbs
- Position, stop and indicator lights
- 2 **reflective triangles** mounted on the ramp
- **Number plate** slot
- Standard on the Tractable range

### TOW-BAR HANGERS

- **Standard** loop tow-bar - Loop Ø 50 mm
- **Ball hitch** tow-bar - Ball Ø 50 mm



Insist on genuine parts for safety and durability of your machine

# Complementary products

## Maintenance



### MANITOU EVOLOGY 10W40 OIL

- Improved engine cleanliness
- Reduced oil consumption
- Protection of motor components
- Increased engine life
- Available in different containers



CONTENT	P/N
Canister 5 L	895837
Canister 20 L	895838
Canister 55 L	895839

### MULTIFUNCTIONAL GREASE

- Grease for general lubrication
- Withstands high temperatures
- Resistant to heavy loads and impacts
- Insoluble, highly adhesive
- Protects against corrosion



CONTENT	P/N
Tube 400 g	947765

## Spare parts

Reminder - for replacement parts for concrete mixers available at CLPR:

See user manual or MyEdoc

Insist on genuine parts for safety and durability of your machine